




UNIT 2: THAT IS HIS RULER


EX 1: Look, read and circle.

1 
bag / ball

2 
book / boy

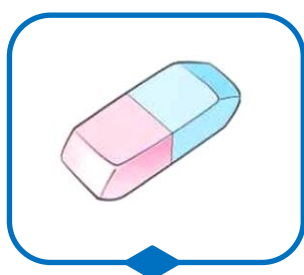
3 
pen / pencil

4 
eraser / egg

5 
ruler / turtle

6 
pencil / picture

EX 2: Look, read and match.



pencil

eraser

bag

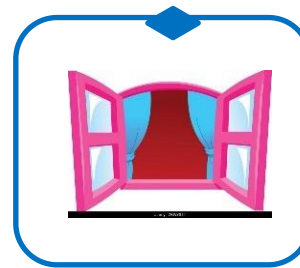
ruler

pen

book







window

pencil case











EX 3: Fill in the blanks

UNIT 2: THAT IS HIS RULER





1.  Bo_k	3.  Er_ser	5.  Penc_l
2.  R_ler	4.  Pe__	6.  Ba_

EX 4: Put a Tick (✓) or a cross (x)

1  Bag <input checked="" type="checkbox"/>	2  Ruler <input type="checkbox"/>	3  Pen <input type="checkbox"/>	4  Eraser <input type="checkbox"/>
--	---	--	--

5  Picture <input type="checkbox"/>	6  Door <input type="checkbox"/>	7  Pencil case <input type="checkbox"/>	8  Book <input type="checkbox"/>
---	--	--	--

EX 5: Read and color.

 It's a blue ball.	 It's a pink doll.	 It's a yellow bag.	 It's a green pencil case
---	---	---	--







UNIT 2: THAT IS HIS RULER

EX 6: Look and Write.

bag door window eraser ruler pencil case





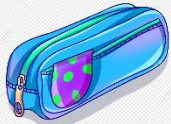

0. It is a bag 	2. It is a 
1. It's a 	3. It is an 
4. It's a 	5. It is an 

EX 7: Look, read and put a tick (☑) in the correct box.

1. What is it?	<input checked="" type="checkbox"/> It's a book. <input type="checkbox"/> It's a bag. <input type="checkbox"/> It's not a book.	
2. What is it?	<input type="checkbox"/> It's a crayon. <input type="checkbox"/> It's a pen. <input type="checkbox"/> It's a pencil.	
3. What is it?	<input type="checkbox"/> It's a door. <input type="checkbox"/> It's a window. <input type="checkbox"/> It's a pencil case.	
4. What is it?	<input type="checkbox"/> It's a bike. <input type="checkbox"/> It's a kite. <input type="checkbox"/> It's not a kite.	
5. What is it?	<input type="checkbox"/> It's a doll <input type="checkbox"/> It's a ball. <input type="checkbox"/> It's an doll.	
6. What is it?	<input type="checkbox"/> It's an egg. <input type="checkbox"/> It's an elephant. <input type="checkbox"/> It's a egg.	

UNIT 2: THAT IS HIS RULER

EX 8: Order the words.

<p>1. </p>	<p>book – It – is – a</p>
<p>2. </p>	<p>It – a – window – is</p>
<p>3. </p>	<p>It – is – pencil – a</p>
<p>4. </p>	<p>It – is – not – bag – my</p>
<p>5. </p>	<p>It – my – is – pencil case</p>
<p>6. </p>	<p>It – your – is – ball.</p>

EX 9 : Count the words and write.

- Can I see your bag? ___5___
- Open the window. _____
- This is my pencil case . _____
- It's green. _____
- My pen is pink. _____

UNIT 2: THAT IS HIS RULER

Ex 10 : Read and Match : a / an


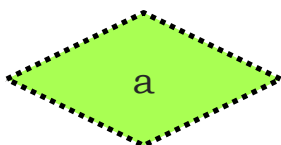
dog

apple

pen

orange

hat



leaf

bird

ink

car

egg

fish

umbrella

Ex11 : Read and write : a / an

1



..... apple

2



..... ant

3



..... book

4




..... door

5



..... umbrella

6



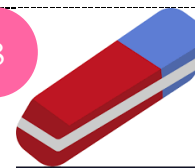
..... ball

7



..... pencil

8



..... eraser

9



..... bird

10



.....elephant

11



..... egg

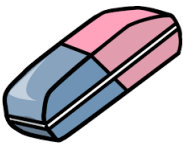




12



..... ink










UNIT 2: THAT IS HIS RULER

EX 12: Write: a / an and number the picture.

 <input type="radio"/>	<input type="radio"/>
 <input type="radio"/>	 <input type="radio"/>
 <input type="radio"/>	 <input type="radio"/>

1.a.... pen
2. book.
3. pencil.
4. book.
5.apple.
6. eraser.

EX 13: Write “his” / “her”.

 <p>1. This is bag</p>	 <p>2. This is car</p>	 <p>3. This is ball</p>
 <p>4. This isbanana.</p>	 <p>5. That is kite</p>	 <p>6. This is doll.</p>
 <p>7. This is apple.</p>	 <p>8. This is bike</p>	 <p>9. This is train</p>

UNIT 2: THAT IS HIS RULER








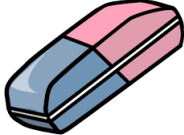
EX 14: Put the words into the right column.

Colors (màu sắc)	Numbers (số)	School things
Blue	One	bag

blue - dog - bag - one - pen - green - book - ten - brown - purple - pencil - bird - pencil case - duck - ruler - red - one - black - five - yellow - four - eraser

EX 15: Choose and write the word.

window - pencil - eraser - book - bag - pencil case - ruler - picture

<div style="border: 1px solid blue; padding: 5px; display: inline-block;">1</div>  <div style="background-color: #e0ffff; border-radius: 10px; padding: 5px; text-align: center;">-----</div>	<div style="border: 1px solid blue; padding: 5px; display: inline-block;">2</div>  <div style="background-color: #e0ffff; border-radius: 10px; padding: 5px; text-align: center;">-----</div>	<div style="border: 1px solid blue; padding: 5px; display: inline-block;">3</div>  <div style="background-color: #e0ffff; border-radius: 10px; padding: 5px; text-align: center;">-----</div>	<div style="border: 1px solid blue; padding: 5px; display: inline-block;">4</div>  <div style="background-color: #e0ffff; border-radius: 10px; padding: 5px; text-align: center;">-----</div>
<div style="border: 1px solid blue; padding: 5px; display: inline-block;">5</div>  <div style="background-color: #e0ffff; border-radius: 10px; padding: 5px; text-align: center;">-----</div>	<div style="border: 1px solid blue; padding: 5px; display: inline-block;">6</div>  <div style="background-color: #e0ffff; border-radius: 10px; padding: 5px; text-align: center;">-----</div>	<div style="border: 1px solid blue; padding: 5px; display: inline-block;">7</div>  <div style="background-color: #e0ffff; border-radius: 10px; padding: 5px; text-align: center;">-----</div>	<div style="border: 1px solid blue; padding: 5px; display: inline-block;">8</div>  <div style="background-color: #e0ffff; border-radius: 10px; padding: 5px; text-align: center;">-----</div>

UNIT 2: THAT IS HIS RULER

EX 16: Circle the correct answer.

1. Cái gì đây? <input checked="" type="radio"/> a. What's this? <input type="radio"/> b. What's your name?	2. Nó là bút mực <input type="radio"/> a. It's a pen. <input type="radio"/> b. It's a pencil.	3. Đây là búp bê của cô ấy. <input type="radio"/> a. This is her doll. <input type="radio"/> b. This is his doll.
4. Đó là táo của anh ấy. <input type="radio"/> a. This is his apple. <input type="radio"/> b. This is her apple.	5. Đây là banh của bạn <input type="radio"/> a) This is your ball. <input type="radio"/> b) That is your doll.	6. Đó là con diều của tôi <input type="radio"/> a. That is my kite. <input type="radio"/> b. This is my kite.

EX 17: Order the words and match.

1/ school bag. - it - is - a

.....



2/ door. - the - Open

.....



3/ book. - this -is -my

.....



4/ It- an-is -apple.

.....



5/ Close - window. - the

.....















6/ This - green - is - my - pencil case

.....









UNIT 2: THAT IS HIS RULER







EX 18: Put a tick (☑) in the correct box.

1. desk  <input type="checkbox"/>	 <input type="checkbox"/>	2. cookie  <input type="checkbox"/>	 <input type="checkbox"/>	3. dog  <input type="checkbox"/>	 <input type="checkbox"/>
4. cat  <input type="checkbox"/>	 <input type="checkbox"/>	5. window  <input type="checkbox"/>	 <input type="checkbox"/>	6. door  <input type="checkbox"/>	 <input type="checkbox"/>

EX 19: Fill in the missing letters.







d <input style="width: 20px;" type="text"/> s <input style="width: 20px;" type="text"/>	
t <input style="width: 20px;" type="text"/> d d y <input style="width: 20px;" type="text"/> a <input style="width: 20px;" type="text"/> r	
<input style="width: 20px;" type="text"/> a <input style="width: 20px;" type="text"/>	
<input style="width: 20px;" type="text"/> c <input style="width: 20px;" type="text"/> <input style="width: 20px;" type="text"/> k i <input style="width: 20px;" type="text"/>	
<input style="width: 20px;" type="text"/> w <input style="width: 20px;" type="text"/> n d <input style="width: 20px;" type="text"/> w <input style="width: 20px;" type="text"/>	
<input style="width: 20px;" type="text"/> c a <input style="width: 20px;" type="text"/>	

Ex 20 : Look, match and write.









a	b	c	d	e	f
 _ook	 _at	 <u>a</u> pple	 _our	 _esk	 _raser

UNIT 2: THAT IS HIS RULER






Ex 21: Reorder the letters.

<p>1</p>  <p>_____</p>	<p>2</p>  <p>_____</p>	<p>3</p>  <p>_____</p>
<p>4</p>  <p>_____</p>	<p>5</p>  <p>_____</p>	<p>6</p>  <p>_____</p>

EX 22: Look, read and tick.









<p>1. <input checked="" type="checkbox"/> It's a dog.</p>  <p><input type="checkbox"/> It's a cookie.</p>	<p>5. <input type="checkbox"/> It's a car.</p>  <p><input type="checkbox"/> It's a train.</p>
<p>2. <input type="checkbox"/> It's a pen.</p>  <p><input type="checkbox"/> It's a pencil.</p>	<p>6. <input type="checkbox"/> It's a desk.</p>  <p><input type="checkbox"/> It's a chair.</p>
<p>3. <input type="checkbox"/> It's a bag.</p>  <p><input type="checkbox"/> It's a pencil case.</p>	<p>7. <input type="checkbox"/> It's a window.</p>  <p><input type="checkbox"/> It's a door.</p>
<p>4. <input type="checkbox"/> It's a ball.</p>  <p><input type="checkbox"/> It's a doll.</p>	<p>8. <input type="checkbox"/> It's an eraser.</p>  <p><input type="checkbox"/> It's a ruler.</p>

EX 23: Look, read and write.









				
---	---	---	---	---

UNIT 2: THAT IS HIS RULER

Ex 24: Circle the right letters.

<p>1.  a b c</p>	<p>2.  c b f</p>
<p>3.  i c k</p>	<p>4.  b e d</p>
<p>5.  d b e</p>	<p>6.  h w d</p>
<p>7.  d b p</p>	<p>8.  d b e</p>

Ex 25 : Read and match.

	<div style="border: 2px dashed red; border-radius: 15px; padding: 5px; margin-bottom: 5px;">door</div> <div style="border: 2px dashed red; border-radius: 15px; padding: 5px; margin-bottom: 5px;">dog</div> <div style="border: 2px dashed red; border-radius: 15px; padding: 5px; margin-bottom: 5px;">desk</div> <div style="border: 2px dashed red; border-radius: 15px; padding: 5px; margin-bottom: 5px;">cat</div> <div style="border: 2px dashed red; border-radius: 15px; padding: 5px; margin-bottom: 5px;">picture</div> <div style="border: 2px dashed red; border-radius: 15px; padding: 5px; margin-bottom: 5px;">cookie</div> <div style="border: 2px dashed red; border-radius: 15px; padding: 5px; margin-bottom: 5px;">bag</div> <div style="border: 2px dashed red; border-radius: 15px; padding: 5px;">window</div>	
		
		
		

UNIT 2: THAT IS HIS RULER

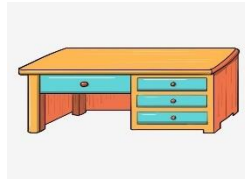
EX 26: Leave one unnecessary letter and write.

1



dog
.....dog.....

2



dsek
.....

3



Pictsure
.....

4



ckookie
.....

5



ckat
.....

6



Pencil caese
.....

7



dboor
.....

8



dbag
.....

9



















wmindow
.....

EX 27: Look and match.



UNIT 2: THAT IS HIS RULER

EX 28: Write "this" or "that".

		<u>This</u> is my cat.
	 is my ball.
	 is his car.
	 is your book.
	 is my pencil.
	 is her kite.
	 is his bag.
	 is her dog.

EX 29: Fill in the blanks.

That is	my	his	I	She
This is	your	her	He	It

Đó là: _____	Của bạn: _____	Tôi: _____
Đây là: _____	Của anh ấy: _____	Anh ấy: _____
Của tôi: _____	Của cô ấy: _____	Cô ấy: _____

UNIT 2: THAT IS HIS RULER

Ex 30: Write in English. Viết câu bằng tiếng Anh

That is (đó là)	His (của anh ấy)	Her (của cô ấy)	My (của tôi)	Your (Của bạn)
---------------------------	----------------------------	---------------------------	------------------------	--------------------------

1/ Đó là thước của anh ta.	That is his ruler.
2/ Đó là cặp của anh ta.
3/ Đó là sách của anh ta.
4/ Đó là bút chì của cô ấy.
5/ Đó là bút mực của cô ấy.
6/ Đó là hộp bút của cô ấy.
7/ Đó là con chó của tôi.
8/ Đó là con mèo của tôi.
9/ Đó là xe đạp của bạn.
10/ Đó là cục tẩy của bạn.

EX 31: Read and match.

1. Của tôi	your	my	his
2. Của bạn	her	your	their
3. Của anh ấy	his	my	its
4. Của cô ấy	She	he	her
5. Đó là	That is	It is	This is
6. Đây là	She is	This is	They are
7. Nó là	It is	They are	We are

UNIT 2: THAT IS HIS RULER

8. Tôi, mình, tao	I	She	He
-------------------	---	-----	----

EX 32: Look and Match.

1. That is her cookie.

2. That is his cookie.

4. That is my cookie.

6. That is your cookie.






a. Đó là bánh của tôi.

b. Đó là bánh của anh ấy.

c. Đó là bánh của cô ấy.

d. Đó là bánh của bạn.

EX 33: Circle the correct word.

 dog doll	 car cat	 door board	 pencil cookie	 door window
--	---	--	--	---

Ex 34: Write the word that begin with these letters.

 <u>A</u> nt..... <u>A</u> nnie....

