

UNIT STARTER: HELLO

Lesson 1-2

Ex: Look and match.









• Hello •







• Goodbye •







Ex 1: Look and circle.

 a. Rosy b. Miss Jones	 a. Billy b. Tim	 a. Miss Jones b. mom	 a. Tim b. Rosy	 a. dad b. brother	 a. mom b. grandma
---	---	--	---	---	---

Ex 2: Fill in the missing words.

 m <u>o</u> m	 d _ d	 R _ sy	 Ti _	 B _ lly	 Miss J _ nes
---	--	---	---	--	---

Ex 3: Write the answer.

1. What's your name ? → My name's Rosy .		2.? →	
3.? →		4.? →	

Ex 4: Choose and write the words.

1 A: What's your name?
B: I'm _____



- a. Rosy
- b. Rose
- c. Rozy

2 A: What's your name?
B: I'm _____



- a. Tim
- b. Tom
- c. Tony

3 A: What's your name?
B: I'm _____



- a. Bin
- b. Billy
- c. Ben

4 A: Hello!
B: _____



- a. Helo
- b. Heloo
- c. Hello

class	what	your	name	hello	goodbye
-------	------	------	------	-------	---------

- 1. Cái gì:
- 2. Tên:
- 3. Xin chào:
- 4. Của bạn:
- 5. Tạm biệt:
- 6. Lớp:

Ex 5: Match.

- 1. Hello
- 2. Goodbye.
- 3. What's your name?
- 4. How are you?
- a. My name's Rosy.
- b. Bye!
- c. Hi
- d. I'm fine. Thank you.

1-..... 2-..... 3-..... 4-.....

Ex 6: Circle the correct answer.

<p>1. Xin chào</p> <p>a. Hello</p> <p>b. class</p>	<p>2. Tạm biệt</p> <p>a. Hi!</p> <p>b. Goodbye!</p>	<p>3. Bạn khỏe không?</p> <p>a. How are you ?</p> <p>b. How old are you ?</p>
<p>4. Bạn tên gì?</p> <p>a. What's your name?</p> <p>b. My name's Billy.</p>	<p>5. Tôi tên Tim.</p> <p>a) My name's not Tim.</p> <p>b) My name's Tim.</p>	<p>6. Tôi khỏe. Cảm ơn.</p> <p>a. I'm not fine. Thank you.</p> <p>b. I'm fine. Thank you.</p>

EX 7: Match the words with the meaning.

- | | |
|-------------|----------------------|
| 1. my | a. của bạn |
| 2. your | b. của tôi, của mình |
| 3. what | c. là, thì, bị, ở |
| 4. is / are | d. cái gì |
| 5. name | e. bạn |
| 6. you | f. tên |

Ex 8: Fill in the blank.

name	is	What	How	am	My	are	I	Thank
------	----	------	-----	----	----	-----	---	-------

1. What your name ? → My is Tim.
2. old are you ? → I Seven.
3. is your name ? →name is Rosy.
4. How You ? am fine. you.

Ex 9: Answer the question about you .

1. What's your name ?
→
2. How are you ?
→

Ex 10. Correct the mistakes.

1. What is you name ? →
2. My is name Rosy. →
3. I is Rosy. →
4. How old are you ? →

Ex 11: Choose the correct answer.

- | | | |
|------------------------------|----------------------------|-------------------------------|
| 1./ What'sname? | 2./ are you? | 3. How are you? |
| a.) is | a.) your | a.) old |
| b.) your | b.) How | b.) like |
| c.) you | c.) It | c.) Thank you. |
| 4. /I purple. | 5./ My’s Tim. | 6./ I like green |
| a. like | a. name | a. how |
| b. am | b. name’s | b. don’t |
| c. is | c. don’t | c. are |


Unit starter - Lesson 3

Ex : Read and tick. ✓




1. Ros_

	y
	e




2. B_lly

	e
	i



3. T_m

	o
	i



4. Goo_bye

	b
	d



5. Hell_

	a
	o



6. N_me

	a
	u

Ex 1: Circle the words.

0 a. Zero b. one	2 a. three b. two	4 a. four b. five	6 a. six b. seven	8 a. eight b. nine	10 a. nine b. ten
1 a. ten. b. one	3 a. three b. eight	5 a. two b. five	7 a. seven b. eight	9 a. nine b. ten	11 a. eleven b. zero










Ex 3: Fill in the blank.

o _ e th _ ee f _ ve s _ ven nin _
t _ o f _ ur s _ x e _ ght te _











Ex 2: Read and match.

two	six	four	ten	one
				
				
three	five	eight	seven	nine

Ex 4: Read and circle.

 one	 three	 seven
 two	 five	 eight
 nine	 six	 four

Ex 5: Count and write.

one	two	three	four	five	six	seven	eight	nine	ten
One.....									
									

EX 6. Read and tick .

How old are you?



I'm eight.

I'm seven.



I'm six.

I'm eight.



I'm nine.

I'm three



I'm six.

I'm ten.



I'm six.

I'm seven.



I'm five.

I'm four.

Ex 7: Look, read and write the names.

1. I'm Rosy. I'm seven.

2. I'm Tim. I'm eight.

3. I'm Tony. I'm six.

4. I'm Billy. I'm four.

5. I'm Annie. I'm five.



.....



.....



.....



.....



.....

Ex 8: Read and match.



1



2




3



4

 a. I'm six.

 b. I'm eight.

 c. I'm ten.

 d. I'm seven.



Ex 9 : Choose and write the correct words.

One – two – three – four – five – six – seven – eight – nine - ten



1/ How old are you ?

→ I'mtwo.....



2/ How old are you ?

I'm



3/ How old are you ?

I'm



4/ How old are you ?

I'm



5/ How old are you ?

.....



6/ How old are you ?

.....

Ex 11: Uncramble the words.

1/ name – is – what- your - ? →

2/ you – How – are -? →

3/ fine – I - am - Thank you - →

4/ I – seven - am – old – years →

5/ old - How- are- you ? →

Ex 10: Look and match.

1. How old are you?



a. I'm nine

2. How old are you?



b. I'm three.

3. How old are you?



c. I'm ten

4. How old are you?



d. I'm four

5. How old are you?



e. I'm five.

Ex 12: Match.

1. How old

a. your name?

2. What's

b. Thank you.

3. I'm fine.

c. are you ?

4. My name's

d. Miss Jones.

5. I'm seven

e. years old.

Ex 13: Fill in the missing words.

1. How are you ? → I eight years old.

2. What is name? → My name Miss jones.

3. How you ? → I'm Thank you.

Ex 14: Correct the mistakes.

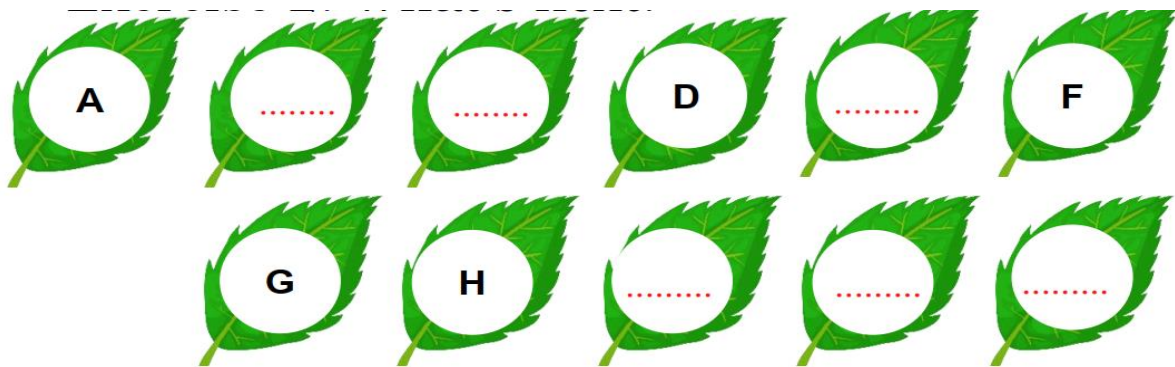
- 1/ I'm am fine. →
- 2/ I'm six year old. →
- 3/ How is your name? →
- 4/ What old are you ? →

Ex 15: Write long form and short form

Long form	Short form
What isWhat's.....
I am
It is

Lesson 5

Ex 1: Write the alphabet. What's next.



Ex 2: Circle the correct word.

Màu đỏ	Màu vàng	Xanh lá	Xanh dương	tím	nâu
a. red b. green	a. blue b. yellow	a. black b. green	a. blue b. pink	a. purple b. pink	a. brown b. gray

Màu đen	Màu hồng	Màu trắng	Màu cam	Màu xám	Màu sắc
a. orange b. black	a. pink b. purple	a. black b. white	a. orange b. purple	a. grey b. bronn	a. colors b. numbers

Ex 3: Match.

red	đen
green	vàng
blue	Xanh lá
black	Xanh dương
yellow	đỏ

cam	brown
nâu	orange
xám	white
Trắng	gray
đen	black

Ex 4: Color the shapes.



red



green



blue



pink



black



yellow



purple



blue




brown



gray



orange



white

Ex 5: Write the word in english.

Màu đỏ: ...**red**.....

Màu vàng:.....

Màu trắng:

Xanh lá:.....

Màu cam:

Màu đen:

Xanh dương:

Màu tím:

Màu xám:.....

Màu hồng:

Màu nâu:

Màu sắc:.....

Ex 6: Unscramble the words.

1/ it - is - red - →

2/ it - not - is - green- →


3/ it - is - black - not - →

4/ it – yellow - is →

5/ blue – it - is - not →

Ex 7: Look, read and write the numbers.

1. I like green.



2. I like pink.



3. I like blue.

4. I like black.



5. I like yellow.

6. I like red

Ex 7: Put a tick or cross .



My name's Rosy.



I am one.




I am seven.



It is pink.








I'm Billy.



It is white.

LESSON 6

Ex 1: look and match.

<div style="border: 1px solid green; border-radius: 15px; padding: 10px; margin-bottom: 10px;"> <p>1.</p>  </div>	<div style="background-color: #fff9c4; border-radius: 15px; padding: 10px; display: inline-block;">a. Don't talk.</div>
<div style="border: 1px solid green; border-radius: 15px; padding: 10px; margin-bottom: 10px;"> <p>2.</p>  </div>	<div style="background-color: #fff9c4; border-radius: 15px; padding: 10px; display: inline-block;">b. Open your books.</div>
<div style="border: 1px solid green; border-radius: 15px; padding: 10px; margin-bottom: 10px;"> <p>3.</p>  </div>	<div style="background-color: #fff9c4; border-radius: 15px; padding: 10px; display: inline-block;">c. Close your books.</div>
<div style="border: 1px solid green; border-radius: 15px; padding: 10px; margin-bottom: 10px;"> <p>4.</p>  </div>	<div style="background-color: #fff9c4; border-radius: 15px; padding: 10px; display: inline-block;">d. Sit down.</div>
<div style="border: 1px solid green; border-radius: 15px; padding: 10px;"> <p>5.</p>  </div>	<div style="background-color: #fff9c4; border-radius: 15px; padding: 10px; display: inline-block;">e. Stand up.</div>

Ex 2: circle the correct words.







Đứng lên	Ngồi xuống	Mở sách ra	Đóng sách lại	Không nói
<input checked="" type="radio"/> a. stand up b. sit down	a. sit down b. goodbye	a. close your books b. open your books	a. close your bag b. close your books.	a. don't talk b. don't like

Ex 3: Match:

sit	stand	open	close	talk
đứng	ngồi	nói	mở	đóng

(A blue line connects 'sit' to 'ngồi')

Ex 4: Fill in the blank.

 <p>Don't</p>	 <p>..... your books.</p>	 <p>.....your books.</p>
 <p>Stand</p>	 <p>..... down.</p>	 <p>Be</p>

Ex 5: Match.

- | | |
|------------------|---------------------|
| 1. Ngồi xuống | a. Stand up |
| 2. Đứng lên | b. Sit down |
| 3. mở sách ra | c. Close your books |
| 4. Đóng sách lại | d. Open your books. |
| 5. Không nói | e. Don't talk. |

Ex 6: Unscramble.

- 1/ stand – please- up →.....
- 2/ down- sit -please →.....
- 3/ be – please - quiet →.....
- 4/ books – open - your -please →.....
- 5/ close – books - your -please →.....
- 6/ talk - Do - not - please →.....

Ex 7: Look, cut and write.

Talk/sitstandopenclosebook

...talk....
-------------	-------	-------	-------	-------	-------

Ex 8: look , read and numbers.

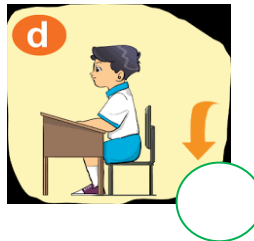
1. Stand up.



2. Open your books.



3. Close your books.



4. Sit down

5. Don't talk.

6. I'm five.